



## Winning Takes Work. Getting Parts is Easy.

When you shop at Summit Racing Equipment, you get more than the parts you need at a great price—you get over 50 years of industry-leading service and technical support.

No hidden fees—our Landed Cost shipping includes all duties, taxes and clearance fees.



**International Sales: USA 1.330.630.0230**  
**SummitRacing.com** YouTube Twitter Facebook



Shop anytime. Use the Summit Racing Mobile App to browse thousands of parts, add items to your cart, check your order status, create wish lists, and more.

**HALF-SCALE DRAGSTERS,  
FULL-SCALE FUN!**



## Your child wants to race a Junior Dragster?

Summit Racing Equipment Junior Dragster bracket was created by ANDRA for competitors between the ages of 8 and 16 inclusive, racing scaled Dragsters and Funny Cars. Junior Dragsters are replicas of the sports' fastest cars, Top Fuel. Just like the full-size counterparts the vehicles will need a log book and inspection to meet ANDRA's stringent technical specifications. ANDRA also places speed and elapsed time restrictions on competitors based on their age and experience.

The licensing process includes multiple steps involving theoretical, orientation and practical testing before a junior competitor is able to take part in side by side racing.

You can download the licence and medical forms from [www.andra.com.au](http://www.andra.com.au).

## Getting Started

If you are interested in Junior racing the best thing to do is head to a track near you to check out a race.

Your best source of information on getting started and the ins and outs of the sport are from the racers and families within it. Plan on spending several hours at the track and take in the entire experience.

With ANDRA's open pits there is easy access to the drag racing community who are known to be a very welcoming group. This is particularly true of Junior drag racers and their families. Junior Dragster teams are more than happy to answer questions, show people their cars, and, in some cases, will allow kids to get in their car to get a feel for a junior dragster and what it's like to sit inside of one. As you walk through the pits go up to those who are out in the pit area, say hello and ask questions. Topics may include advice on parts, tools and equipment essential to getting started (and some items you may not need immediately and what you can add later).

Around Australia there are Drag Racing Clubs and Junior Drag Racing Associations affiliated with ANDRA. Visit [www.andra.com.au](http://www.andra.com.au) for a full listing

PHOTOGRAPHY THANKS TO  
BRETT KEATING OF AUTOMOTIVE EVENT IMAGES.

**NOW YOU HAVE DECIDED  
TO TAKE THE NEXT STEP  
AND GIVE JUNIOR DRAG  
RACING A TRY...**

**WHAT ELSE DO YOU NEED?**

## Junior Dragster

Whether you buy a new or a used car it comes down to preference, but for newcomers, beginning with a used Junior Dragster has several advantages. The most obvious is cost. You can find quality used Junior Dragsters for a fraction of the cost of a new one, and in most instances, the used dragster comes complete, including the engine, which is typically not the case with a new dragster. Once again contacting a local ANDRA member club or Junior Dragster Association may assist with information.

## Personal Protective Equipment

Arm restraints, approved helmet, frontal head restraint and protective clothing including race suit, shoes, gloves and socks are all included in clothing requirements.

When selecting your helmet, it is really important that it not only meets ANDRA minimum requirements but that the helmet fits correctly, not one you'll grow into, and is in good condition. Ensure it comes with head restraint tether points.

For the full list of requirements and all specifications head to [www.andra.com.au](http://www.andra.com.au) to view the ANDRA rulebook. An ANDRA technical officer is also available to answer questions by phone or email.

## Contact Us

**Australian National Drag Racing Association Ltd**  
 11 McInnes Street RIDLEYTON SA 5008  
**Phone 08 8271 5355**

Licence and General Enquiries [info@andra.com.au](mailto:info@andra.com.au)  
 Technical Questions [technical@andra.com.au](mailto:technical@andra.com.au)

**Or contact your local Division Director:**

Western Australia	0408 093 987
South Australia	0448 326 464
Victoria/ Tasmania	0408 712 605
New South Wales	0408 856 911
South Queensland	0419 019 236
Northern Australia	0457 306 159







## THE TRACK

### Burnout Box

Small area on the track surface just before the starting line which can be sprayed with water. You pull the car forward until the rear tyres are just at the edge of the water, then do a quick burnout to warm up the tyres and get rid of any debris stuck to them.

### Startline

Staging is indicated by a light at the top of the Christmas Tree in each lane, triggered by a photo-electric beam/cell near the start line acting on the front wheel of the vehicle.

### 60 Foot Timer

Measures the time it takes the car to cross the first 60 feet of the quarter mile. This shows you how well the car launches, which affects your elapsed times.

### 330 Foot Timer

The 330-foot mark is the halfway point of an eighth-mile track. Your incremental elapsed time is recorded here.

### Kilometre Per Hour/ Mile Per Hour Timer

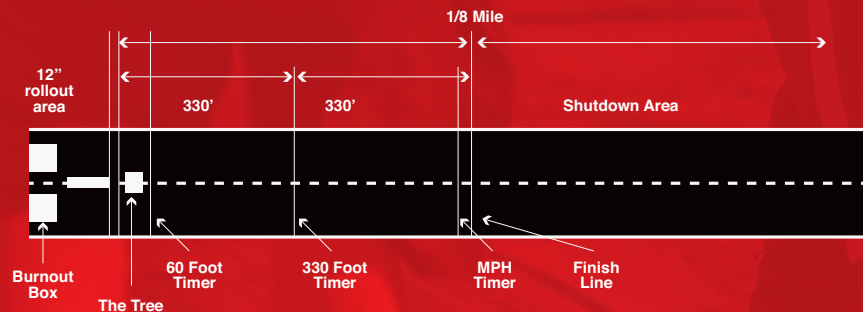
Also known as the speed trap, this timer is located 66 feet before the finish line. It records the car's average speed between it and the finish line. This is the kilometre / mile per hour figure on your timeslip.

### Finish Line

When you cross the light beam at the end of the eighth mile, you stop the ET clock. The amount of time (in seconds) between when the timer was activated and when it stopped is the ET figure on the timeslip.

### Shutdown Area

Beyond the finish line is the shutdown area. During track orientation officials will clearly demonstrate the finish line markers and location on the track that competitors must come to a complete stop. Once both competitors have completely stopped an official will direct one person at a time to exit the track. Each track is different so track orientations are a perfect way to learn about different areas and locations at the venue. If you have any questions, ask a track or ANDRA official.



WWW.SUMMITRACING.COM  
WWW.ANDRA.COM.AU



## THE CHRISTMAS TREE

Getting a good reaction time at the starting line (better known as cutting a good light) all starts with the Christmas Tree. A "good light," will give you a big advantage over your opponent. It is striving for consistency and quick reaction times that helps a JD racer achieve success.

In simple terms, the Tree is a set of vertical lights that gives the driver a visual countdown to the start of a race. The lights are as follows, from top:

### Pre-Stage Indicator Lights

Yellow or white bulbs that warn you when you are getting close to the starting line and the "staged" (or ready to race) position.

### Stage Indicator Lights

A second set of yellow or white bulbs that tell you when you are on the starting line and ready to race. The bulbs light up when the front wheels of the car touch a beam of light that goes to a set of photocells. When you accelerate and the car tyre leaves the light beam, these cells trigger the timer.

### Countdown Lights

The amber lights count down to the green "go" light. The full tree flashes one light at a time, with a .400 second difference between each light down to the green light. This is known as a Full and Junior drag racing is run on this Tree.

### Green Light


This is the one you're waiting for. When the green light flashes, it means you're free to hit the throttle and make a run. This is called the launch.

### Red Light

If the bottom red bulb flashes, generally you're out. The red light will go on when you leave the start line before the green light is activated, resulting in a disqualification. Known as "redlighting", this action automatically gives the win to your opponent.


Most drivers try to begin their launch just as the last of the three amber lights goes off. That puts the car in motion when the green light activates. This is where most bracket races are won or lost, so time practicing your staging and launching techniques is time well spent.

### PRE-STAGE



## JUNIOR COMPETITION LICENCE (JCL)

The Junior Competition Licence (JCL) is issued to applicants between the ages of 8 and 16 years old, for participation in Junior Dragster/ Funny Car/ Bike Eliminator. If you haven't raced before ANDRA will issue a Learner's Licence to prospective JCL holders to aid in identifying trainee racers who require further testing prior to being able to participate in paired competition.



All new applicants for a JCL are required to display competency to an ANDRA appointed Official (or other authorised observer as appointed by the Division Director) in the following areas prior to paired competition:

**Track Orientation** – The applicant is orientated with the track fixtures and the applicant demonstrates an understanding of where areas are such as scrutineering, staging lanes, finish line, turnout area and tow vehicle hook up.

Track Orientation will be required when you are racing at a facility for the first time. Find your local facility at [www.andra.com.au](http://www.andra.com.au)

**Cockpit Orientation** – The applicant demonstrates familiarity with all the vehicle controls such as accelerator, steering, seat belts, shutoff switch and brake. A cockpit familiarisation test (blindfold test) is also required of the applicant, proving they can turn off and get out of the vehicle without vision.

Once the above is completed to the satisfaction of officials, the applicant will complete nine (9) test passes. All test runs will be single runs; no side-by-side runs on test passes. Nine (9) passes will need to be approved and signed by an ANDRA official (or other authorised observer as appointed by the Division Director).

As a minimum, the two stages of licence testing must be carried out in the below order on at least two separate days.

- Stage One**
1. One tow behind (no timeslip required)
  2. Basic Driving Test (no timeslip required)
  3. Two 60' runs and stop (no timeslip required)
  4. One 330' run and stop (no timeslip required)
- Stage Two**
5. One 330' run and stop (no timeslip required)
  6. One 660' run at moderate speed
  7. Two full 660' runs

Once the licencing procedure is completed the Junior Competitor Passbook is to be returned to the ANDRA Head Office for a Provisional Licence to be issued.

Juniors with prior junior drag racing involvement may have testing sections waived at the discretion of ANDRA upon the production of the following:

- Two full 660-foot run time slips in the class for which you seek a licence within the past 12 months at any facility or event.
- Full 660-foot runs must be representative performance of the category applying for.

All JCL applications must include a copy of the applicant's birth certificate. A Medical Examination required at time of a JCL application and every two years thereafter.

Consent of the parent or legal guardian, who must be a current Full Member of ANDRA, or the holder of a Super Street Licence, is required

All Junior Competition Licences (JCL) will expire on the holder's 17th birthday. Existing competitors who turn 17 during a recognised series will be permitted to complete that series provided they apply to ANDRA for a pro-rata extension to their current JCL not less than 21 days prior to the expiry date.

Within the extension period the competitor will be allowed to compete at any events, Championship or otherwise.

### JUNIOR DRAGSTER / JUNIOR FUNNY CAR

AGE	BRACKET	MIN ET (1/8th mile)	SPEED
8-10 yrs	C/JD	11.90 seconds	60 mph (96 kph)
11-16 yrs	B/JD	8.50 seconds	80 mph (128 kph)
13-16 yrs	A/JD	7.90 seconds	89.99 mph (144 kph)

A/JD must have completed six runs between 8.50 – 8.90 at a B/JD level prior to issuing

### JUNIOR BIKE

AGE	BRACKET	MIN ET (1/8th mile)	SPEED
11-16 yrs	B/JB	9.90 seconds	70 mph (113 kph)
13-16 yrs	A/JB	8.90 seconds	80 mph (128 kph)

Capacity limit – 120 cc – 160 cc

Capacity limit – 161 cc – 340 cc

A/JB must have completed six runs between 9.90-10.40 at a B/JB level prior to issuing

WE LOOK FORWARD TO SEEING OUR NEXT TOP FUEL CHAMPIONS AT THE TRACK!

